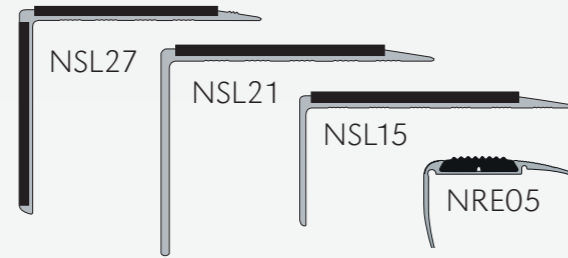
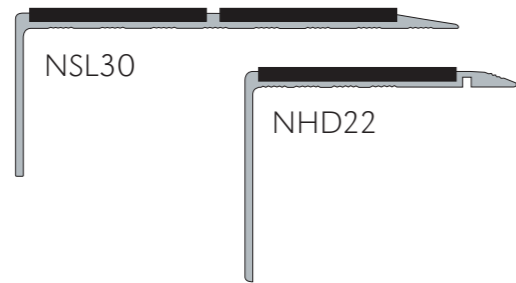



None > Straight > Standard



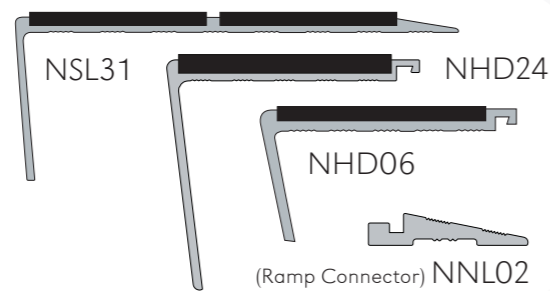

None > Straight > Heavy



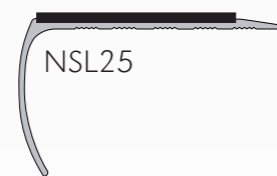
None > Rakeback > Standard



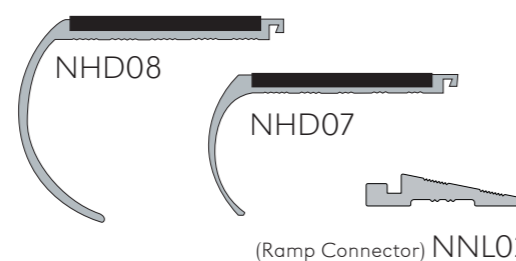

None > Rakeback > Heavy



None > Bullnose > Standard



None > Bullnose > Heavy



Available inserts

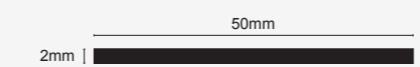
Insert	LRV	NSL		ASL		NHD		AHD		NTC/S	ATC/S	NXF/S	P.V.C
		SINGLE	DOUBLE	SINGLE	DOUBLE	SINGLE	DOUBLE	SINGLE	DOUBLE				
Standard													
01 White	79.9	○	○	○	○	○	○	○	○	○	○	○	○
16 Black	4.5	●	●	●	●	●	●	●	●	●	●	●	●
20 Brown	9.1	●	●	●	●	●	●	●	●	●	●	●	●
25 Beige	41.1	●	●	●	●	●	●	●	●	●	●	●	●
27 Canvas	53.2	○	○	○	○	○	○	○	○	○	○	○	○
30 Red	10.6	●	●	●	●	●	●	●	●	●	●	●	●
43 Dolphin Grey	27.6	○	○	○	○	○	○	○	○	○	○	○	○
44 Ice Grey	42.1	○	○	○	○	○	○	○	○	○	○	○	○
46 Midnight Grey	12.8	●	●	●	●	●	●	●	●	●	●	●	●
47 Yellow	55.7	●	●	●	●	●	●	●	●	●	●	●	●
48 Cobalt Blue	9.2	●	●	●	●	●	●	●	●	●	●	●	●
54 Saffron	46.3	●	●	●	●	●	●	●	●	●	●	●	●
58 Cloud NEW	58*	○	○	○	○	○	○	○	○	○	○	○	○
68 Haze NEW	66*	○	○	○	○	○	○	○	○	○	○	○	○
78 Sand NEW	77*	○	○	○	○	○	○	○	○	○	○	○	○
113 Tangerine	32.6	●	●	●	●	●	●	●	●	●	●	●	●
120H Hazard				●	●			●	●				●
Tredsafe®													
601 White	82.7	○	○	○	○	○	○	○	○	○	○	○	○
616 Black	4.8	●	●	●	●	●	●	●	●	●	●	●	●
643 Dolphin Grey	18.2	○	○	○	○	○	○	○	○	○	○	○	○
647 Yellow	46.1	●	●	●	●	●	●	●	●	●	●	●	●
NIA50													
80 Mill Aluminium	78.9					○				○			
P.V.C Channel													
16 Black													●
Anodising													
16 Black	4.7	●	●	●	●	●	●	●	●	●	●	●	●
86 Bright Brass	64.3	●	●	●	●	●	●	●	●	●	●	●	●

*Awaiting final test results

Standard - NISL38



Standard - NISL50



Standard - NIHD38



Standard - NIHD50



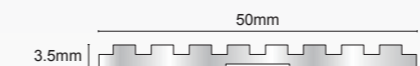
Tredsafe® - NITR38



Tredsafe® - NITR50



Castellated - NIA50



Insert	Fits	External
NISL38	NSL Twin Channel	No
NISL38	NSL Single Channel	No
NISL50	NSL Single Channel	No
NIHD38	NHD Twin Channel	No
NIHD50	NHD Single Channel	No
NITR38	NSL, NHD Twin Channel	Yes
NITR50	NSL, NHD Single Channel	Yes
NIA50	NHD Single Channel	No

Know your nosings...

...A simple users guide



Use this guide to determine which nosing best suits your application

Genesis
For the Perfect Finish

Colour match to any RAL

We can now colour match most of our aluminium profiles to any RAL, please contact us for more information.

All NSL/NHD and PVC nosings are also available in **Aluminator®**

+44 (0)1642 713000 info@genesis-gs.com www.genesis-gs.com

Art No.: Z810



+44 (0)1642 713000 info@genesis-gs.com www.genesis-gs.com



Three simple questions for the best nosing to suit your installation...

1. What floor covering is being used?



2. What shape is the step?

It is important to select the correct nosing for the shape of the step. The nosing selected should be a tight fit to the step underneath to ensure the profile does not slip or rock during use.

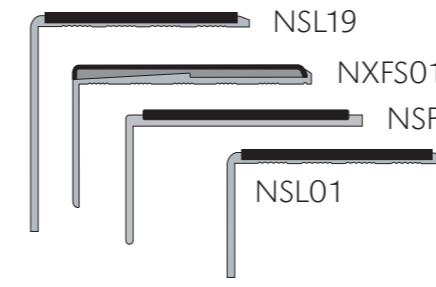



3. What is the level of traffic?

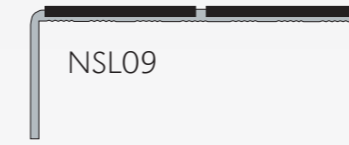
The volume of traffic on stairs will determine the nosing to select. Heavier gauge nosings, with double channels, should be used when steps are in heavy traffic areas. e.g. railway stations, supermarkets, department stores, schools and hospitals.



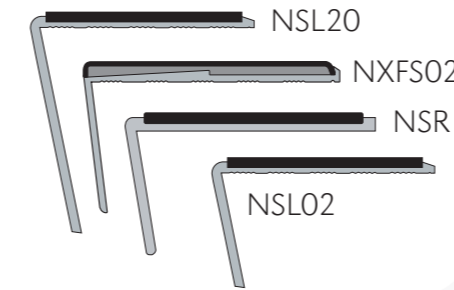
Vinyl > Straight > Standard



Vinyl > Straight > Heavy





Vinyl > Rakeback > Standard



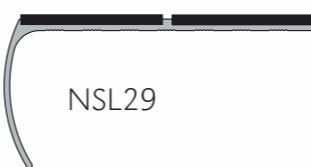
Vinyl > Rakeback > Heavy



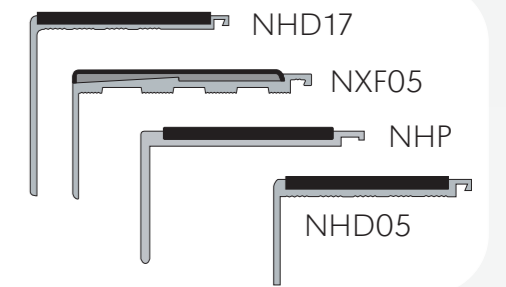
Vinyl > Bullnose > Standard



Vinyl > Bullnose > Heavy



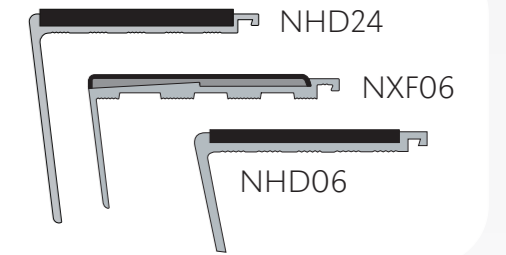
Carpet > Straight > Standard




Carpet > Straight > Heavy



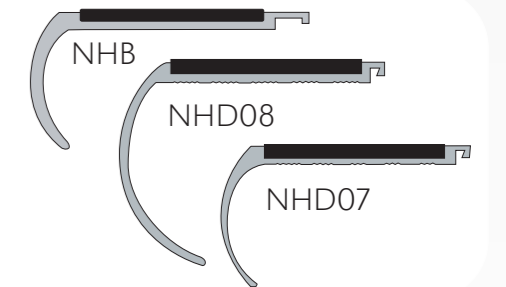
Carpet > Rakeback > Standard



Carpet > Rakeback > Heavy



Carpet > Bullnose > Standard



Carpet > Bullnose > Heavy



Tile > Straight > All

